

<http://www.replacementdocs.com>

NICKELODEON MOVIES PRESENTS



THE SPIDERWICK™ CHRONICLES



EVERYONE 10+
E
10+
CONTENT RATED BY
ESRB

 **SIERRA®**

⚠ WARNING: PHOTOSENSITIVITY/EPILEPSY/SEIZURES

READ BEFORE USING YOUR PLAYSTATION®2 COMPUTER ENTERTAINMENT SYSTEM.

A very small percentage of individuals may experience epileptic seizures or blackouts when exposed to certain light patterns or flashing lights. Exposure to certain patterns or backgrounds on a television screen or when playing video games may trigger epileptic seizures or blackouts in these individuals. These conditions may trigger previously undetected epileptic symptoms or seizures in persons who have no history of prior seizures or epilepsy. If you, or anyone in your family, has an epileptic condition or has had seizures of any kind, consult your physician before playing. IMMEDIATELY DISCONTINUE use and consult your physician before resuming gameplay if you or your child experience any of the following health problems or symptoms:

- dizziness
- altered vision
- eye or muscle twitches
- loss of awareness
- disorientation
- seizures
- any involuntary movement or convulsion

RESUME GAMEPLAY ONLY ON APPROVAL OF YOUR PHYSICIAN.

Use and handling of video games to reduce the likelihood of a seizure

- Use in a well-lit area and keep as far away as possible from the television screen.
- Avoid large screen televisions. Use the smallest television screen available.
- Avoid prolonged use of the PlayStation 2 system. Take a 15-minute break during each hour of play.
- Avoid playing when you are tired or need sleep.

Stop using the system immediately if you experience any of the following symptoms: lightheadedness, nausea, or a sensation similar to motion sickness; discomfort or pain in the eyes, ears, hands, arms, or any other part of the body. If the condition persists, consult a doctor.

WARNING TO OWNERS OF PROJECTION TELEVISIONS:

Do not connect your PlayStation 2 system to a projection TV without first consulting the user manual for your projection TV, unless it is of the LCD type. Otherwise, it may permanently damage your TV screen.

HANDLING YOUR PLAYSTATION 2 FORMAT DISC:

- This disc is intended for use only with PlayStation 2 consoles with the NTSC U/C designation.
- Do not bend it, crush it or submerge it in liquids.
- Do not leave it in direct sunlight or near a radiator or other source of heat.
- Be sure to take an occasional rest break during extended play.
- Keep this compact disc clean. Always hold the disc by the edges and keep it in its protective case when not in use. Clean the disc with a lint-free, soft, dry cloth, wiping in straight lines from center to outer edge. Never use solvents or abrasive cleaners.

NICKELODEON MOVIES PRESENTS



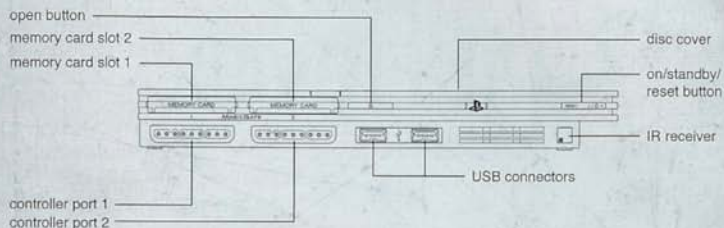
THE SPIDERWICK™ CHRONICLES

CONTENTS

Getting Started.....	2
Starting Up.....	3
Playing the Game.....	5
Options Menu.....	5
Overview.....	6
Game Screen.....	6
Interacting with the World.....	7
Pick-up Items.....	7
Sprite Collection.....	8
Checkpoints & Saving.....	8
The Field Guide & Journal.....	8
Enemies.....	9
Faeries.....	10
Multiplayer.....	10
Tips & Hints.....	10
Credits.....	11
Customer Support.....	Inside back cover
License Agreement.....	Inside back cover

"The Spiderwick Chronicles"™ & © 2008 Paramount Pictures. All Rights Reserved. "The Spiderwick Chronicles" game software © 2008 Sierra Entertainment, Inc. All rights reserved. Sierra and the Sierra logo are registered trademarks or trademarks of Sierra Entertainment, Inc. in the U.S. and/or other countries. Uses Bink Video. © 1997-2008 by RAD Game Tools, Inc. Dolby and the double-D symbol are trademarks of Dolby Laboratories. All other trademarks are property of their respective owners.

GETTING STARTED



Set up your PlayStation[®]2 computer entertainment system according to the instructions supplied with your system. Check that the system is turned on (the on/standby indicator is green). Insert *The Spiderwick Chronicles*[™] disc in the system with the label side facing up. Attach game controllers and other peripherals as appropriate. Follow the on-screen instructions and refer to this manual for information on using the software.

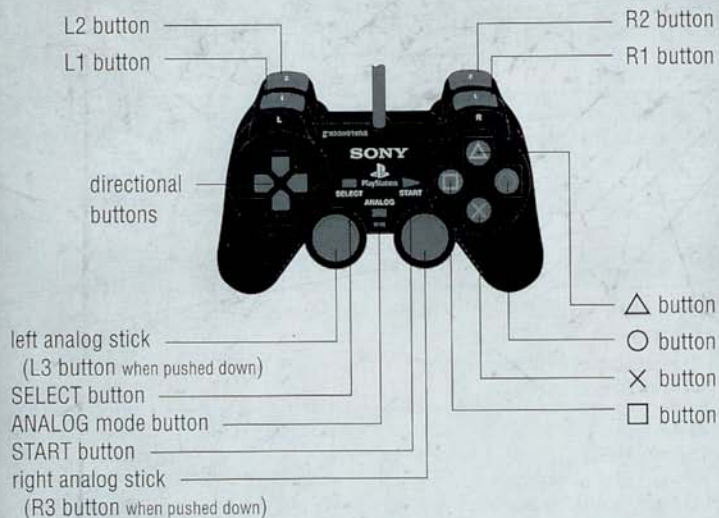
MEMORY CARD (8MB)(FOR PLAYSTATION[®]2)

You may save your progress while playing *The Spiderwick Chronicles*. In order to do so, you must have a memory card (8MB)(for PlayStation[®]2) inserted into MEMORY CARD slot 1 of your PlayStation[®]2. Game data can only be loaded and saved to a memory card (8MB)(for PlayStation[®]2) in MEMORY CARD slot 1. Do not insert or remove a memory card (8MB)(for PlayStation[®]2) while the game is attempting to load or save data.

START button	Activate the Pause Menu
Left analog stick	Movement
Left analog stick (Wiggle)	Shake off Enemy
Alternate Left and Right analog sticks Up/Down	Use Dumbwaiter, Climb Roof
Right analog stick	Control Camera
X button	Attack/Fire/Scurry (Thimbletack)
X button (HOLD then Release)	Charge Attack
O button	Interact with World/Character
□ button	Evade/Scurry (Thimbletack)

STARTING UP

DUALSHOCK[®]2 ANALOG CONTROLLER CONFIGURATIONS



□ button + Left analog stick	Directional Evade
Δ button	Trigger current Sprite Power
L1 button	Change between Weapon and Net
L2 button	Cycle through available Sprite Powers
R1 button	Enter Ranged Weapon Mode
R2 button	Center camera behind player character's back
→ directional button / ← directional button	Change between Weapon and Net
↓ directional button / ↑ directional button	Cycle through available Sprite Powers

RANGED WEAPON MODE (HOLDING DOWN R1)

Left analog stick	Look/Aim
⊗ button	Quick Fire Current projectile
⊗ button (HOLD to charge then Release to fire)	Charge Current projectile
L1 button	Cycle through available Ammo
→ directional button/ ← directional button	Cycle through available Ammo

PAUSE MENU CONTROLS

L1 / R1 button	Turn page to a new section
Left analog stick Up/Down or ↓ directional button/ ↑ directional button	Change highlighted menu item
Left Analog Stick Left/Right or → directional button/ ← directional button	Change current page side
⊗ button	Select the currently highlighted item, Confirm
⊙ button	Exit Submenu, Exit Pause Menu
START button	Close the Pause Menu

SPRITE PAINTING MINI GAME

Left analog stick	Move the brush
⊗/⊙ button	Paint with the brush
⊙ button	Quit Painting



PLAYING THE GAME

MAIN MENU

New Game – Start a new *The Spiderwick Chronicles* game

Load Game – Load a saved game

Options – Change game settings

Extras – View credits and extra content

Multiplayer – Play multiplayer mini-games

OPTIONS MENU

CONTROLS AND GAMEPLAY

Controls – View Controller Layout

Invert Camera “y” Axis – Swaps the vertical tilt of the camera in relation to the right analog stick. Up = Tilt upward; Down = Tilt downward

Invert Camera “x” Axis – Swaps the horizontal pan of the camera in relation to the right analog stick. Right = Clockwise; Left = Counterclockwise

Audio – Adjust Voice Volume, Music Volume, Sound Fx Volume, and Ambience Volume

Video – Enable/disable Progressive Scan display

Vibration – Enable/Disable Controller Vibration

OVERVIEW

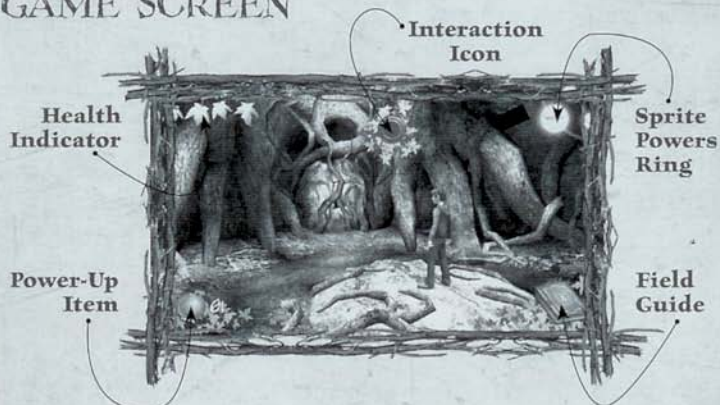
Take on the roles of Jared, Simon and Mallory Grace as they discover *Arthur Spiderwick's Field Guide to the Fantastical World Around You*, a magical book that documents an unseen world containing both wondrous and dangerous faerie creatures. Using the unique abilities of each child, you will battle hordes of Goblins, capture Sprites and solve puzzles as you explore the world of *The Spiderwick Chronicles*.

As the Grace Children and the tiny Brownie Thimbletack, you will explore every nook and cranny of the Spiderwick Estate and the surrounding woods in freeform gameplay, leading to a final confrontation with the Ogre Mulgarath.

THE WORLD OF THE SPIDERWICK CHRONICLES

To progress through the story, you must complete the current Chapter Quest (listed first on the Quest Page in the Pause Menu). Optional Side Quests can also be completed to upgrade your weapons and attacks, and add new pages in the Field Guide. Try to find all the Sprites and fill all the pages in the Field Guide for a special ending!

GAME SCREEN



Health Indicator – Shows how much health you have remaining.

Field Guide – Appears when something has changed in the Field Guide or Journal. Press **START** to view these items in the Pause Menu.

Sprite Powers Ring – Shows which sprite powers you currently have.

Interaction Icon – Appears when you can interact with something in the world.

Power-Up Item – Appears when you pick up an item, and shows how many you have.

INTERACTING WITH THE WORLD

As you explore, things in the world you can interact with are highlighted with one of four symbols (press the **○** button when close to trigger the action):



Eye – Look or Read

Hand – Take, Use or Activate



Item in Hand – Give or Place

Arrow – Leave current area



Other interactions will occur automatically. Simply run towards an edge to jump, or push against a ladder or pole to climb it.

PICK-UP ITEMS

To complete many Chapter Quests and Side Quests, you will need to collect and use many every day objects you find in the world. You can also collect the following special power-up items:



Goblin Teeth – Use to unlock new attacks and combos

Ball Bearings – Powerful ammo for Jared's slingshot



Gobstones – Grenade-like magical stones Simon can throw

Faerie Fruit – Used by Simon to lure tricky Sprites; used by Thimbletack to heal himself




SPRITE COLLECTION

The first time you capture a new Sprite, you will need to record it in the Field Guide. Some Sprites can be easily caught with the Sprite Net, but others will require you to attract them with Faerie Fruit or by completing challenges.

Once you net a Sprite, the Field Guide page appears with a paint brush icon. Hold the **X** button to paint and fill in the image of the Sprite. Hurry to finish before the time expires and the Sprite flies away!

Once a Sprite is successfully recorded, you can use its power with the **△** button. You can only carry three Sprites at a time, but any Sprite can be re-captured at its original location after its power has been used.



HINT

If you collect and record two different Leatherwing Sprites, your maximum health will increase.

There are several of each type of Sprite in the world. If you capture and record several of the same kind of Sprite, its power will be upgraded.

CHECKPOINTS & SAVING

As you play, the game will automatically record your progress at various points along the way. If you die, you will restart at the most recent checkpoint you passed. When you exit the game, you have the option to save, which will allow you to restart later from the last checkpoint crossed.

THE FIELD GUIDE & JOURNAL

Press **START** at any time in the game to access the Pause Menu, where you can read Jared's Journal as well as *Arthur Spiderwick's Field Guide to the Fantastical World Around You*.

The Pause Menu is divided into the following sections:

Options Page – Allows you to Quit the game or change option settings

Quest Page – Lists active quests and current tasks

Character Page – Shows your current player's attacks, Sprite Powers and Power Ups

Field Guide Pages – A growing collection of pages about the Fantastical World. New Field Guide pages appear when Sprites are recorded and when various Chapter Quests and Side Quest are completed. Can you complete the entire Field Guide?

ENEMIES



Goblins – These nasty creatures travel in dangerous packs and will attack on sight.



Bull Goblins – A larger and fierce type of Goblin that throws rocks at you from a distance. Avoid its ram charge, or counter it with a well-timed attack.

Changelings – Encountering a Beetle Mimic in the wild causes it to turn into this sinister copy of you. Defeating it allows you to capture the Beetle Mimic Sprite.



Redcap – The leader of the Goblins, and Mulgarath's second-in-command.



Land Troll – Running is the only option when you encounter this fearsome troll!

Mulgarath – This evil Ogre plans to take over the world by using the secrets contained within the Field Guide.



FAERIES

There are ten types of Faeries that live in the area surrounding the mansion:











Image					
Type of Sprite	Leatherwing Sprite	Royal Orchid Sprite	Will-o-Wisp	Flower-Winged Sprite	Flower-Head Sprite
Power	Heal	Toadstool Ring	Distraction	Speed Boost	Whirlwind

Image					
Type of Sprite	Bellflower Sprite	Pondskater Sprite	Beetle Mimic Sprite	Stray Sod	Sprout Sprite
Power	Damage Boost	Invulnerability	Changeling	Gobstone (Reward)	Faerie Fruit (Reward)

MULTIPLAYER

As you play through the single-player game, you will unlock mini-games that can be played on your own or with a friend on the same console. To play these games, select **Multiplayer** from the Main Menu.

The International Sprite League tournaments challenge you to capture sprites and fight off enemies. The player with the highest score at the end of the game wins!

TIPS & HINTS

- Refer to the Quests page in the Pause Menu if you don't know what to do next.
- Use Sprite Powers to survive difficult situations or to solve puzzles.
- Collect as many Goblin Teeth as you can to power-up your attacks.
- Some quests can only be completed by a specific character. After the story is complete, you can switch characters whenever you like as you try to complete the remaining side quests.

CREDITS

PARAMOUNT PICTURES
 Sr. Vice President, Interactive
Sandi Isaacs
 Vice President,
 Interactive Production
Harry Lang
 Manager, Interactive
Dan Felts
 Special Thanks
Kathleen Kennedy
Tom Peitzman
Tippett Studio
Industrial
Light & Magic
 STORMFRONT
 STUDIOS, INC.
 Producer, Design Director
Ray Gresko
 Technical Director
Michael Heilemann
 Art Director
John Kleber
 Concept Art
 and Pre-Visualization
Devin St. Clair
Michael "Rusty" Drake
Tony Hudson
 Environments
Rinaldo Tjan
Matt Hunter
James Larsen
John Moore
Alex Munn
 Additional Environments
John Pearl
Leah Pearl
Brian Vanderhulst
 Character Modeling,
 Texturing and Rigging
Jesse Blake
Carolyn Daley
Jeremiah Grant
Joe Jing
John Moore
 Lead Animator
Jeff Weir
 Character Animation
TJ Phan
Okitomo Hikosaka
Dohoon Kim
Yeon-Ho Lee
Jeremiah Grant
 Particle Effects
Brian McSweeney

Cinematics
Bill Boyer
Chris Weakley
Tony Hudson
 Interface Artwork
Bill Boyer
Devin St. Clair
Michael "Rusty" Drake
 Music Composition
 and Audio Direction
Robb Mills
 Sound Design
Jason Heffel
Robb Mills
Bill Rudolph
 Lead Engineer
Steve W. Kojder
 Engineering
Ralf Knoesel
Karl Patrick
Ron Midthun
Ron Barry
William Bohan
Avery Lodato
Paul Melamed
Norman Morse
David Pittman
Matt Russell
James Stewart
Clayton Vaught
Lee Wilson
 Additional Engineering
Chris Georges
Randy Stevenson
Stephan Sherman
Jakob Wilkenson
 Design
Geoff Jones
Thomas Grové
Reed Knight
David Maxwell
Chris Molina
Christopher Ross
 Production
Jennifer Emsley
Michael Blair
 Additional QA
Michael Daglow
 IT
Keith Laliberty
Kevin McPheeters
 Studio Technical Director
Ken Demarest
 Studio Art Director
Bruce Walters
 Studio Design Director
Ray Gresko
 Director of Finance
Janet Fletcher,
née Attaway
 Executive Assistant
 to the CEO/President
Susan Plumb
 Executive
 In Charge of Production
Don Daglow
 Business Development
Robert Wallace
 Special Thanks
Marta Daglow
Danusia &
Robert Heilemann
Livia &
Genevieve Knight
Kim Pittman,
J. Kyle Pittman, &
Mom and Dad Pittman
Kimberly, Connor
& Logan Gresko
Sarah Yeager
Stephen, Cynthia
& Brendan Wilburn
The Wheaton Family
Nora
& Daniela Melamed
Heather, Nathan
& Genevieve Weir
Lindsay Padawer
Jenny Patrick
Jim, Denise
& Stephanie Grant
Miguel
& Jonah Figueroa
Melissa, Merrie Lynn,
Marshall
& Lynn Stewart
Shyera, Phoa Sui Tjiu
(Mom) and the
rest of my Family
Bonnie, Julia, Cameron,
Maggie,
and Orion
Tony & Ligia, and the
whole Molina clan
Gabrielle Kojder, Paul
Kojder, Peter Kojder, Mark
Danks,
Derek W. Dick
Susan McKinley Ross
Shannon Jones
Yukiko Miyajima Grové
Genevieve Buckmiller
James Payne
Dale Rabinov
and
"Krazy Karl"

JOIN THE
INTERNATIONAL SPIDERWICK LEAGUE
THE OFFICIAL SPIDERWICK FANCLUB



GAME! DOWNLOADS! VIDEOS!

WWW.INTERNATIONAL-SPIDERWICK-LEAGUE.COM



THE FIELD GUIDE



THE SEEING STONE



LUCINDA'S SECRET



THE IRONWOOD TREE



THE WRATH OF MULGARATH



THE SPIDERWICK CHRONICLES TRUNK (Boxed Set)



ARTHUR SPIDERWICK'S FIELD GUIDE TO THE FANTASTICAL WORLD AROUND YOU



THE CHRONICLES OF SPIDERWICK



CARE & FEEDING OF SPRITES



THE NOTEBOOK FOR FANTASTICAL OBSERVATIONS



THE SPIDERWICK CHRONICLES BOX SET



THE NIXIE'S SONG

Audiobook available on CD and for download



LICENSE AGREEMENT

This software program, any printed materials, any online or electronic documentation (the "Program") are the copyrighted work of Vivendi Games, Inc., or its licensors. All use of the Program is governed by the terms of the End User License Agreement which is provided below ("License"). The Program is solely for use by end users according to the terms of the License Agreement. Any use, reproduction or redistribution of the Program not in accordance with the terms of the License Agreement is expressly prohibited.

END USER LICENSE AGREEMENT

- Limited Use License. Vivendi Games, Inc. ("VG") hereby grants, and by utilizing the Program you thereby accept, a limited, nonexclusive license and right to use one (1) copy of the Program for your use on a PlayStation®2 computer entertainment system.
- Ownership. All title, ownership rights and intellectual property rights in and to the Program and any and all copies thereof (including but not limited to any titles, computer code, themes, objects, characters, character names, stories, text, dialog, catch phrases, locations, concepts, artwork, animations, sounds, musical compositions, audiovisual effects, methods of operation, moral rights, any related documentation, and "applets" incorporated into the Program) are owned by VG or its licensors. The Program is protected by the copyright laws of the United States, international copyright treaties and conventions and other laws. All rights are reserved. The Program may contain certain licensed materials, and VG's licensors may act to protect their rights in the event of any violation of this Agreement.
- Responsibilities of End User.
 - Subject to the Limited Use License as set forth above, you may not, in whole or in part, copy, photocopy, reproduce, translate, reverse engineer, derive source code from, modify, disassemble, decompile, or create derivative works based on the Program, or remove any proprietary notices or labels on the Program without the prior consent, in writing, of VG.
 - You are entitled to use the Program for your own use, but you are not entitled to: sell, grant a security interest in or transfer reproductions of the Program to other parties in any way, nor to rent, lease or license the Program to others without the prior written consent of VG; or exploit the Program or any of its parts for any commercial purpose.
- Program Transfer. You may permanently transfer all of your rights under this License, provided the recipient agrees to the terms of this License.
- Termination. This License is effective until terminated. You may terminate the License at any time by destroying the Program. VG may, at its discretion, terminate this License in the event that you fail to comply with the terms and conditions contained herein. In such event, you must immediately destroy the Program.
- Limited Warranty. VG EXPRESSLY DISCLAIMS ANY WARRANTY FOR THE PROGRAM AND MANUAL(S). THE PROGRAM AND MANUAL(S) ARE PROVIDED "AS IS" WITHOUT WARRANTY OF ANY KIND, EITHER EXPRESS OR IMPLIED, INCLUDING, WITHOUT LIMITATION, THE IMPLIED WARRANTIES OF MERCHANTABILITY, FITNESS FOR A PARTICULAR PURPOSE, OR NON-INFRINGEMENT. ANY WARRANTY AGAINST INFRINGEMENT THAT MAY BE PROVIDED IN SECTION 2-312(3) OF THE UNIFORM COMMERCIAL CODE AND/OR IN ANY OTHER COMPARABLE STATE STATUTE IS EXPRESSLY DISCLAIMED. The entire risk arising out of use or performance of the Program remains with You, however VG warrants the disc(s), on which the Program is furnished, to be free from defects in materials and workmanship, under normal use, for a period of ninety (90) days from the date of delivery. VG's sole liability in the event of a defective disc shall be to give You a replacement disc. Some states do not allow the exclusion or limitation of incidental or consequential damages, or allow limitations on how long an implied warranty lasts, so the above limitations may not apply.
- Limitation of Liability. NEITHER VG, ITS PARENT, SUBSIDIARIES, AFFILIATES NOR LICENSORS SHALL BE LIABLE IN ANY WAY FOR LOSS OR DAMAGE OF ANY KIND RESULTING FROM THE USE OF THE PROGRAM INCLUDING, BUT NOT LIMITED TO, LOSS OF GOODWILL, WORK STOPPAGE, COMPUTER FAILURE OR MALFUNCTION, OR ANY AND ALL OTHER COMMERCIAL DAMAGES OR LOSSES. Some states do not allow the exclusion or limitation of incidental or consequential damages, or allow limitations on how long an implied warranty lasts, so the above limitations may not apply to you.
- Equitable Remedies. You hereby agree that VG would be irreparably damaged if the terms of this License were not specifically enforced, and therefore you agree that VG shall be entitled, without bond, other security, or proof of damages, to appropriate equitable remedies with respect to breaches of this License, in addition to such other remedies as VG may otherwise have available to it under applicable laws. In the event any litigation is brought by either party in connection with this License Agreement, the prevailing party in such litigation shall be entitled to recover from the other party all the costs, attorneys' fees and other expenses incurred by such prevailing party in the litigation.
- Miscellaneous. This License shall be deemed to have been made and executed in the State of California, and any dispute arising hereunder shall be resolved in accordance with the law of the State of California. This License may be amended only by an instrument in writing executed by both parties. This License constitutes and contains the entire agreement between the parties with respect to the subject matter hereof and supersedes any prior oral or written agreements.

CUSTOMER SUPPORT

Technical Support

Phone: (800) 630-0811, 10:00 AM-8:00 PM M-F EST

Online Support: <http://support.vgames.com>

Customer Service

Phone: (800) 757-7707, 10:00 AM-8:00 PM M-F EST

Mail

Vivendi Games
4247 South Minnewawa Avenue
Fresno, CA 93725

Simon & Schuster Children's Publishing

Their World Is Closer Than You Think

NICKELODEON MOVIES PRESENTS



THE
SPIDERWICK™
CHRONICLES



IN THEATRES

FEBRUARY 2008

WWW.SPIDERWICKCHRONICLES.COM



7271310

© 2008 by Paramount Pictures. All Rights Reserved.