


**A New Experience
in Sound!**

**Bigger Guns, Bigger Explosions,
Bigger Cojones**




**All-New *Scarface Platinum Edition*,
featuring entirely new sound effects and music remix
NOW AVAILABLE ON DVD**

www.universalstudioshomeentertainment.com



©2006 Universal Studios. All Rights Reserved.



SCARFACEGAME.COM



SCARFACE™
THE WORLD IS YOURS



"Scarface: The World Is Yours" interactive game © 2006 Vivendi Games, Inc. Scarface is a trademark and copyright of Universal Studios. Licensed by Universal Studios Licensing L.L.P. All Rights Reserved. Sierra and the Sierra logo are registered trademarks or trademarks of Sierra Entertainment, Inc., in the U.S. and/or other countries. Radical Entertainment is a trademark or registered trademark of Vivendi Games Canada Ltd. in Canada, the U.S. and/or other jurisdictions. Dolby, Pro Logic, and the double-D symbol are trademarks of Dolby Laboratories. The ratings icon is a registered trademark of the Entertainment Software Association. All other trademarks are property of their respective owners.

A Note to Parents: Scarface is rated R. Consult www.filmratings.com for further information.

7228110

WARNING: READ BEFORE USING YOUR PLAYSTATION®2 COMPUTER ENTERTAINMENT SYSTEM.

A very small percentage of individuals may experience epileptic seizures when exposed to certain light patterns or flashing lights. Exposure to certain patterns or backgrounds on a television screen or while playing video games, including games played on the PlayStation 2 console, may induce an epileptic seizure in these individuals. Certain conditions may induce previously undetected epileptic symptoms even in persons who have no history of prior seizures or epilepsy. If you, or anyone in your family, has an epileptic condition, consult your physician prior to playing. If you experience any of the following symptoms while playing a video game – dizziness, altered vision, eye or muscle twitches, loss of awareness, disorientation, any involuntary movement, or convulsions – IMMEDIATELY discontinue use and consult your physician before resuming play.

WARNING TO OWNERS OF PROJECTION TELEVISIONS:

Do not connect your PlayStation 2 console to a projection TV without first consulting the user manual for your projection TV, unless it is of the LCD type. Otherwise, it may permanently damage your TV screen.

USE OF UNAUTHORIZED PRODUCT:

The use of software or peripherals not authorized by Sony Computer Entertainment America may damage your console and/or invalidate your warranty. Only official or licensed peripherals should be used in the controller ports or memory card slots.

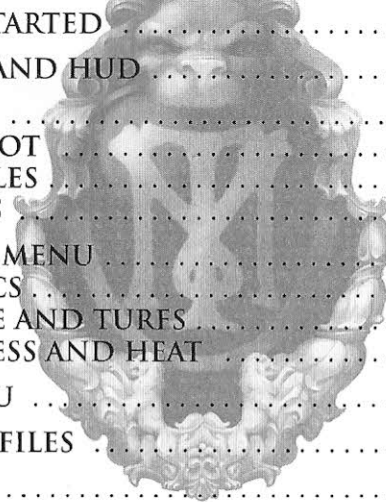
HANDLING YOUR PLAYSTATION 2 FORMAT DISC:

- This disc is intended for use only with PlayStation 2 consoles with the NTSC U/C designation.
- Do not bend it, crush it or submerge it in liquids.
- Do not leave it in direct sunlight or near a radiator or other source of heat.
- Be sure to take an occasional rest break during extended play.
- Keep this compact disc clean. Always hold the disc by the edges and keep it in its protective case when not in use. Clean the disc with a lint-free, soft, dry cloth, wiping in straight lines from center to outer edge. Never use solvents or abrasive cleaners.

SCARFACE™

THE WORLD IS YOURS

CONTENTS



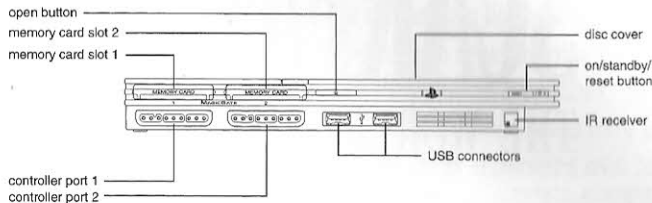
GETTING STARTED	2
GAMEPLAY AND HUD	2
CONTROLS	3
ON-FOOT	3
VEHICLES	3
MENUS	3
SAT PHONE MENU	4
EXOTICS	4
EMPIRE AND TURFS	5
BUSINESS AND HEAT	5
PAUSE MENU	6
ENEMY PROFILES	7
WEAPONS	7
GAMEPLAY TIPS	8-9
CREDITS	9
CUSTOMER SUPPORT	12
LICENSE AGREEMENT	13

"Scarface: The World Is Yours" interactive game © 2006 Vivendi Games, Inc. Scarface is a trademark and copyright of Universal Studios. Licensed by Universal Studios Licensing LLLP. All Rights Reserved. Sierra and the Sierra logo are registered trademarks or trademarks of Sierra Entertainment, Inc., in the U.S. and/or other countries. Radical Entertainment is a trademark or registered trademark of Vivendi Universal Games Canada Ltd. in Canada, the U.S. and/or other jurisdictions. "PlayStation" and the "PS" Family logo are registered trademarks of Sony Computer Entertainment Inc. The ratings icon is a registered trademark of the Entertainment Software Association. All other trademarks are property of their respective owners.

A Note to Parents: Scarface is rated R. Consult www.filmratings.com for further information.

Getting Started

Using the PlayStation®2 System



Set up your PlayStation®2 computer entertainment system according to the instructions supplied with your system. Check that the system is turned on (the on/standby indicator is green). Press the OPEN button to open the disc cover. Place the *Scarface: The World is Yours* disc with the label side facing up in the disc holder, and then close the disc cover. Attach game controllers and other peripherals as appropriate. Follow the on-screen instructions and refer to this manual for information on using the software.

Memory Card (8MB)(for PlayStation®2)

To save game settings and progress, insert a memory card (8MB)(for PlayStation®2) into MEMORY CARD slot 1 of your PlayStation®2 system. You can load saved game data from the same memory card or any memory card (8MB)(for PlayStation®2) containing previously saved games.

Scarface: The World is Yours uses an autosave feature. Please ensure that a memory card (8MB)(for PlayStation®2) is present in MEMORY CARD slot 1 and has at least 80KB of free space. If a memory card (8MB)(for PlayStation®2) containing a *Scarface: The World is Yours* save game is present at boot up the save will automatically be loaded.

GAMEPLAY AND HUD [HEADS-UP DISPLAY]

Player Character: You are Tony Montana!

Cop Heat: Indicates your immediate status with the Miami Police.

Visibility Border Meter: represents Miami Police's awareness of Tony's actions.

Weapon/Ammo: Indicates that your equipped weapon is in-hand and its ammo.

Life: Tony's Health indicator.


Balls: This bar fills with skilled gameplay, taunting and successful intimidations. When it fills, unleash Blind Rage!

Dirty Cash: The cash you collect during gameplay. Launder and deposit to keep it safe!

Grams: The amount of cocaine you have at a given time.

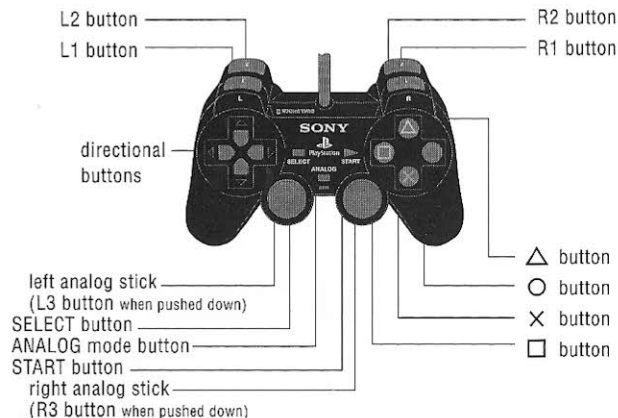
Gang Heat: Indicates your immediate status with Gangs.

Clean Cash: The amount of cash you have deposited at the bank; this is safe even if you die or get busted.



Starting Up

DUALSHOCK®2 ANALOG CONTROLLER CONFIGURATIONS



CONTROLS

Command	On-Foot	Vehicles	Menus
Left analog stick	Character movement	Steer	Navigate menu options
Right analog stick	Look/move camera	Camera	
Left directional button or right directional button	Weapon Select	Weapon Select	Navigate menu options
Up directional button	-	-	Navigate menu options
Down directional button	Conceal Weapon	Conceal Weapon	Navigate menu options
⊗	Run/Wall Cover	Accelerate	Select menu option
□	Reload/Melee-Counter	Brake/Reverse	-
○	Taunt, talk, hold for Blind Rage	Hand Brake	-
△	Action/Engage	Enter/Exit Vehicle	Go back a screen
R1 Button	Fire/Punch	Fire	-
R2 Button	Secondary Fire	Look Behind	-
L1 Button	Lock-On, Strafe	Lock-On	-
L2 Button	SAT Phone Menu	SAT Phone Menu	-
R3 Button	Center Camera	Cycle Camera Angles	-
L3 Button	Toggle Crouch	Horn/Taunt	-
START Button	Pause	Pause	-
SELECT Button	Toggle next music track	Toggle next music track	-

SAT PHONE MENU

At a certain point in the game, Tony will acquire a Satellite Phone. From that point on, he can use the phone at any time during gameplay.

To access the SAT Phone Menu, tap once or press and hold the L2 button.

To select an option, use up directional button and down directional button to highlight the option you want and, with that option highlighted, press the X button.



SAT PHONE MENU

Music: Listen to any song, any time!

Tony's Mixes: Pre-made mix tapes for your listening pleasure.

Song Library: The entire list of music.

You can create your own mixes from the list as well!



EXOTICS: You can purchase many things from the Exotics Catalog, from hired thugs to cars and boats to furniture and accessories for your mansion.

Henchmen: Get a driver, boat pilot, arms dealer, enforcer, or assassin.


Arms Dealer: Buy the Arms Dealer from Henchmen, he will deliver guns to you via the trunks of cars.

Driver: Buy the Driver henchmen, and he will bring your purchased cars ASAP.

Garage: Get every car you buy delivered to you anywhere, any time. When at a shoreline, facing land will call a car.

Boathouse: Works just like the Garage. When at a shoreline, facing the water will call a boat.

Mansion: Renovate the Mansion or choose from two alternate themed interiors.




Unique Collectibles: Buy expensive-looking stuff to put in your mansion.

Furniture: Buy more normal stuff to put in your mansion.

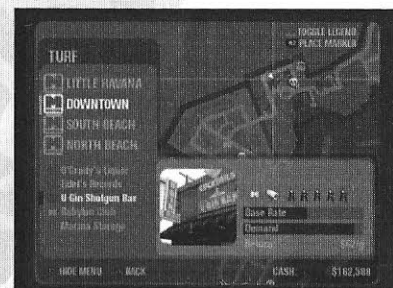
Décor: Buy semi-expensive and random stuff to put in your mansion.

Investments: Purchase Investments to receive large amounts of reputation points.

EMPIRE: The empire screen is the interactive map that will lead you through the game. Find relevant mission objectives, fronts, banks, gang nests, etc.



TURFS: There are 4 turfs in Miami. Each turf has at least three fronts and a storehouse. See the example of Downtown to the right.



BUSINESS: The business menu allows Tony to access quick missions that are geographically close to his location at the time. Some yield cash, while others yield cocaine. But be wary, higher rewards may result in riskier missions.

HEAT: Do you smell bacon? Is the Man gettin' ya down? Shed the Fuzz with one telephone call—before they bust you. You can pay down Cop Heat and Gang Heat instantly with your handy SAT Phone.

PAUSE MENU

MAIN

- Reputation**- accumulated total Reputation points
- Exotics**- total number of Exotics purchased
- Turf**- percentage of total Turf acquired
- Total Balls** - running tally of total balls earned
- Drugs**- grams of cocaine Tony is carrying at the time
- Total Cash**- total amount of clean and dirty cash

STATS

See your game Stats. There are many Stats to be seen, such as Total Chainsaw Full Body Dismemberments, Total Gambling Winnings, Storehouses Owned, % of Game Complete and more.

CHEATS

Enter your game cheat codes here.

OPTIONS

Game Options

Captions- for those who like to read

Display Options

Widescreen- for those predisposed to the cinematic format

Progressive/HDTV- for those who like their graphics super-crisp

Sound Options

Sound Mode- Stereo, Mono, etc.

Music Volume- 0-10

SFX Volume- 0-10

Dialogue Volume- 0-10

Tape Player

Auto/Vehicle- Do you want the tape players to be on in all cars?

PROFILES

Manage save profiles and load games from here.

CONTROLLER

Invert X- invert your horizontal look

Invert Y- invert your vertical look

Vibration- yea or nay?

List of Controls- details controls for on-foot and driving

CREDITS- full game credits available any time

ENEMY PROFILES



Nacho:

The man with no neck



Gaspar:

The Haza



Diaz Bros:

Enter the bloodbath



Sosa:

I told you never to mess with me, Tony!

WEAPONS



Pistol:

Don't leave home without it!



Sub-Machine Gun:

Low power and low accuracy are made up for with sheer volume.



Shotgun:

Vicious at short range, this is a great close-quarters weapon.



Chainsaw:

A little off the top, please!



Sniper Rifle:

Instant gratification.



Rocket/Grenade Launchers:

Cause havoc on an unprecedented scale.



Machine Gun:

You know the drill—point, shoot, destroy.

GAMEPLAY TIPS

Scarface: The World is Yours has been calibrated to display on all types of televisions. If you own an LCD TV, Scarface will look the best when you use component AV cable (for PlayStation@2) (sold separately) to connect your console to your TV. Also, don't forget to follow the instructions in your console instruction manual to switch your console's video out mode to Component Video Out. Finally, different TV manufacturers optimize their video image in different ways, so look through your TV's instruction manual to find out how to customize your screen image and calibrate it to best display the game on your screen.

Drug Wars: This is the term that loosely describes the open-world cocaine economy you will exploit to make it to the top again. Keep your eyes on the prize; make deals and do business missions often!

Turfs: You need to complete 100% of a turf to unlock the next one. You can only do Front Missions in unlocked turfs, but you are free to roam around and do Business Missions in locked turfs.

Fronts: While all front owners are interested in selling their business to you, they all seem to have one gang or another on their backs. Be prepared for a variety of missions that help keep these fronts from going under. There are often gun vendors near fronts if you want to pack heat in a hurry.

Storehouses: Though teeming with thugs, these big warehouses will be ripe for the taking as you take over the land surrounding them. Don't forget to stock up on big guns and massive ammo before you bust through that gate!

Shooting: You can choose whether to lock onto your targets or aim manually—you will get more points for manually aimed skill-shots, but locking on is much easier to pull off. A combination of the two aiming styles will yield the best results: manually aim at swarms of enemies with automatic weapons, then lock onto stragglers for the efficient kill.

Blind Rage: No one can flip the fuck out like Tony can. As if greatly enhanced accuracy and increased movement speed aren't enough, you also become temporarily invincible AND gain health back for every kill you make. Well-timed use of blind rage can get you through many a tough spot.

Intimidation: Become a master of the Intimidation Meter. Confidence in getting good scores is key. Successful intimidations can gain you balls, get you the best deals on drugs, minimize the laundering rate at the bank, and help you talk the cops out of confiscating your dirty cash and cocaine!

Taunting: There is only one thing better than spitting Tony's one-liners at everyone you see: getting balls points for taunting a fool after you shot his ass! There is no better way to enable Blind Rage than a string of taunt-combos.

Use your Exotics: Nothing beats a fast car delivered anywhere, any time. So buy a couple fast cars early on—they will be worth their weight in gold. It is also recommended to buy the Limo and Float Plane as soon as you can—they offer instant travel between owned fronts and docks, respectively. As the coffers begin to fill, start blowing some cash to renovate and decorate your mansion. Every item you buy can be placed in your mansion AND gives you reputation points for the purchase!

Femme Fatales: There are 5 women in the game that will diss Tony hardcore when he first approaches them. Remember to go back to them later in the game when your reputation has grown. Who knows, maybe they will want to have some ice cream at your place...

Gang Nests: Each Turf in Miami has a number of Gang Nests. Tony gets reputation points and turf percentage points for clearing out all the gang members in a nest. However, many of these nests are very difficult to clear out—and Tony can easily gain control of each turf by other means—so don't bother spending too much time on difficult Gang Nests.

Execution moves: If Tony locks on to an enemy with the L1 button and fires at very close range, he will perform an execution move. There are different moves for each weapon type. Try it out!

CREDITS

RADICAL ENTERTAINMENT

Senior Producers
Cam Weber
Stephen Van der Mescht

Art Director
Michel Bowes

Technical Director
Tom Legal

Sound Director
Rob Bridgett

Lead Game Designer
Pete Low

Associate Producer
Julian Baek

Senior Game Designer
Galan Akin

Technical Art Director
Jeff Harkness

Art Production Manager
Ivan Mickovic

Associate Technical Directors
Josh Blommaestijn
George Mawle

Technical Leads
Andrew Hume
Brad Kusy
Jasmin Patry
Jeremy Isaak
Larbi Mouadden
Robert Sparks
Ryan Kellin

Core Technical Team
Adrian Gheorghe
Andrew Joe
Bill Gates
Ceri Stegg

Chris Haddon
Chris Winder
Collin Nellens
Cong Ly
Dave Martindale
Hongzhi Wang
James Busby
Jason Busch
Manu Varghese
Vincent Mar
Zaven Ail

Senior Project Manager
Alistair Jones

Project Manager
Carolina Trujillo

Combat Design Lead
Jason Bone

Game Designers
Brian Smedley
Gregory MacMartin
Ian Christy
Jesse Russell
Lauren Grindrod
Mike Lopez
Paul Inouye
Richard Clifford

Vehicle Design and Tuning
Richard Mul
Jeff Plumley

Mission Scripters
Greg Hennessey
Keith Blyth

Lead Environment Artist
Hani Ghazaleh

Technical Artist
Mike Perado

Environment Artists
Akio Kimoto
Alejandro Hidalgo
Chris Larsen

Danny Maher
Derek Young
Eric Poullin
Eric Tsao
Francis Szlacholc
Fu Kai Les
Geoff Charters
Jako Pokorny
Jakub Czeszejko-Sochacki
John Miller
Laurie Kindiak
Robert Haxter
Rodger Grodan
Stephan O'Grady
Wilmen Mandoza

Lead Lighting Artist
Barry MacDougall

Lighting Artists
Joey Kutzer
Eric Do

Lead In-Game Animator
Craig McPherson

In-Game Animators
David Wigmore
Steph Hoddy

Director of Characters and Cinematics
Scott Lee

Lead Cinematics Animator
Earl Fast

Cinematics Animators
Derek Day

Dirk Kuperman
Gerald Simblion
Harry Ahn
Kenneth Chen
Wade Howard

Character Artists
Dan Roarty
Jaroslav Chorny
Jeff Solway

John Zhong Yi Wang
Tuan La
Tyler Wilson

Concept Artist
Dejan Djotic

Interface Artists
Boris Dimitrijevic
Paul Goad

Vehicle Artists
Devlin Stoutley
Mike Marraffa
Patrick Lopatrone

Lead Props/Effects Artist
Steve Mele

Props/Effects Artists
Andrew Barker
Anthony Eric Gabas
Brad Dixon

Special Effects Artist
Michael Mussellam

Sound Direction and Design
Adam Gajdos

Foley Artist/Sound Editor
Cory Hawthorne

Sound & Dialogue Mastering
Roman Tomazin

Music
Steve Goldman - Music Licensing
Marc Barti - Original Game Score
Giorgio Moroder - Original Motion Picture Score

Music Production
Shawn Pierce - Mixing Engineer
Jamie Sitar, Suite Sound Labs - Music Mastering
Marc L'Esperance - Recording Engineer

Recording Engineers

Morgan Gerhard
David Walsh
Alan Porzio
Lisle Leete
Rik Elliot

Casting

Chang and Associates
Michael Dobson

Dialogue Direction -

Technicolor Studios
Chris Borders
Rob King

Sound & Dialogue Editing

James Fonyadt
Shawn Knapp
Miguel Nunes
Mathias Wolfsohn
Alan Porzio
Kent Gibson
Lisle Leete
Rich Seitz
Steve Kutay
Bo Santnik
Scott Morgan

QA Leads

Mark Ng
Jono Lim

World Ambience

Design/QA Testers
Jasbir Singh Roopra
Tim Dale

QA Testers

Hamish Millar
Jason Pineo
Kelvin Hoyle
Patrick Thornley
Przemyslaw Pawlak
Shaun Morrison

Additional Art

Byrce Diamond
Edmond Mai
Kevin Fink
Lanlin Kent
Manuel Silva
Steven Huang

Additional Programming

Joe Kimman
John Burk
Jon Mitchell
Kevin Loose
Marcin Chady
Mike Roberts
Ryan Ridout
Scott Andrews
Tim Hinds
Tinman

Additional Game Design

Dennis Dettwiler
Mike Wong

Additional Scripting

Alvin Kim
Domico Prince
Karl Tars

Director, Sound Department

Iain Ross

Production Coordinator,

Sound Department
Hallie Sanderson

Post Production and

Sound Services
by Skywalker Sound,
A Lucasfilm Ltd. Company
Marin County, California

Sound Designer - Randy Thom
Assistant Sound Designer -
Will Files

Sound Mixer - Juan Peralta
Sound Effects Editor - Mac Smith
Sound Design Intern - Kyle Gray
Mix Technician - Tony Sereno
Digital Support Services -
David Hunter

Digital Support Services -
Loffert Loefferts

I.T. Services - Jacob Balsar

I.T. Services - Julie Soucek
Client Services - Eva Tortor
Client Services - Mike Lane

Visual Development

Liziel Sinclair
Fernando Medrano

Creative Services

Craig Nelson
Geoff Richardson
Karen Mah
Shamus Horak
Ting Ting Chen

Advanced Technology Group

Adrian Johnston
Armin Behramshahry
Brian Ewart
Colin Caulfield
Eric Honsch
James Busby
Jon Mitchell
Mark Marrajo
Marcin Chady
Nicole Silvestre
Michael Roberts
Neall Verheyde
Nigel Brooke
Pamela Chow
Paul Stark
Rod Davison
Simon Hatch
Stan Jang
Timothy Hinds

Writers

Original Story by David McKenna
Helicon Group
Jenn Farrell
Gary Fisher
Rob King
Andrew McEvoy
Sara Snow

Additional Writing

Kirsten Forbes
Dylan Rhymor

Chief Operating Officer,

Radical Entertainment
Kelly Zmak

Latin Band

Allan Johnston
Andre Abreau
Raphael Geronimo
Rolando Preza
Martin Romero

Special Thanks

Borut Pfeifer
Brandon McGuigan
Chakib Ouhajjou
Colin Caulfield
Danny Novak
Easter (King Xing) Digital
Corporation
Front Sight Resort, Nevada
Geoff Anderson
Hot 97

Kevin Goughlan

Technicolor Interactive Services
Michael Gollom
Lydian Tone
Chris Borders
Rob King
Michelle Lam
Murray McCarron
Neil Haran
Robin Kahlon
Ron Sambillon
Ross Young
Safet Hrbinic
Sanela Mirkovic
Sarah Meagher
Scott Morgan
Sean Butterworth
Sheik Sahib
Sirius Satellite Radio Studios
Stephanie Jang

Tim Tang
Trevor Lim

Upper High School
Vincent Chin
Yousuf Mapara
Xlchi Zheng
Scott Gershin
Aubrey Ashburn
Randall Foster
Ron Fish
Gregory Haines
Rik Elliot
Steve Riley
Mark Turfy (THX)
Alican McLean
Amber Jordan
Craig Whitehead
Eric Legaspi
Fred Snow
Ian McNeill
Jason Philippchuk
Jan MacDougall
John Adano
Leah Rubin
Mark Marrajo
Mike Roulston
Nicole Hughes
Samuel K
Shannon Hemmes
Sharon Brown-John
Wendy Robillard
Wallyca Robinson
Joe Keithley

VIVENDI GAMES

PRODUCT DEVELOPMENT
VP, **Product Development**
Kelly Ryan
Executive Producer
Peter Wanat
John Melchior
Daniel Suarez

Lead Producer

Ross Perez
Producer
Dan Badilla
Ricci Rukavina

Associate Producer

Ryan French
Ben Tischall
Marcus Savino
Production Associate
Kit Chan
Kelly Kooser

Tech Group

Technical Director
Ryan Sammartino
Senior Director of Technology
Brian Leake
Technical Manager
Rob Kohout

Software Engineer

Danny Koo
Additional Production Support
Ben Borth
Michael Graham
Jason Alejandro
Doug Rukavina
Lisa Roth
James Bonti

Additional Art Consulting

John Slowky
Additional Design
Kit Chan
Dan Badilla

Production Capture Technician

John Triplett
PD Special Thanks
Marissa Perez
Alexander Ross Perez
Diana Wu
Kenia Sammartino

Titus T.A. Sammartino

Stephanie Kleinman
Willie Kendall
Tyler Daly
Lisa Riznikove
Bob Loya
Marcus Beers
Michael Carven
Ian Stevens
Jeremy Hibnick
Geoff Kelghley
Andy McNamara
N'Gai Croal
Amanda Phillips

VP Of Studio Operations

Rich Robinson
Senior QA Manager,
TRG, VUPC, CRG
Igor Krinitskiy

QA Manager

Andy Warwick
QA Project Leads
Vincent Delupio
Mike Fahrry

Specialist Testers

Dustin Thomas
Naelam Patel
Dwayne Zamora
Erwin Osias
Steve Baker
Trevor Matsuadaira
Domico Prince
Alex Schoenberg
Jen Johnson
Alvin Kim
David Luyties

Testers

Adam Carrillo
Adriana Morcote
Albert Ting
Alex Gole
Allen Montenegro
Altheira Weaver
Alvin Broussard
Andrea McNew
Andy Chen
Avinash Kanwar
Ben Tapley
Brad Graeber
Brandon Hooper
Bruce Allen
Bryan Wilbur
Carlos Moran
Chris McCus
Chris Owen
Corey Gibson
Craig Iwamoto
Dan Bradley
Dan Doberne
Derek Carrero
David Madrid
David Scharf
Delfin Jaranilla (TJ)
Doug Berry
Eggar Ortega
Eric Amayo
Gary Washington
Gene Shaw
Haoyan Zhang
Ian Callaway
James Gibson
James King
James Ong
James Stubbs
Jamie Sheppard
Jason Jackson
Jeff Freydel
Jeff Tessier
Jeremy Fassel
Jeremy Gray
Joeh Singleton
John Tittel
John Triplett
Jose Rodriguez
Josh Carlos
Josh Pietzka
Karl Tars
Kevin Quezada
Lenny Brown
Lionel Hill

Luke Kane
Mark Flores
Matt McAnena
Tyler Stevenson

Michael Becker
Michael Chowisanthpon
Michael Fletcher
Michael Lee
Mike Yang
Rachel Carozzo
Raymond Pineda
Robert Hanscum
Rodney Scates
Ryan LeFebvre
Sait Ebrahimi
Shane Englefield
Tim Hanks
Todd Baron
Travis Shrodes
Zachary Zabyly

Map Consultants

Alex Gold
Carlos Moran
David Luyties
Trevor Matsuadaira

Compatibility Requirements

Group Supervisor
Robert Fleischacker

Compatibility Requirements

Group Engineers
Austin Kienzie
Farid Kazimi

Production Coordinator,

Sound Department
Hallie Sanderson

Technical Requirements

Group Senior Supervisor
Joseph Olivias

Technical Requirements

Group Supervisors
All Reza
Kevin Jackson

Technical Requirements

Group
Tom Craven
Jose Beltran
Mark Jihanian
Robert Gardner
Lauren Kamieniecki
Brian Jansz
Dustin Portesi

Burn Lab Supervisors

Afolabi Akibola
Chris Miller

Burn Lab Configuration

Engineers
Justin Brown
Mike Ryan
Jose Hernandez

Network/End User Support

Supervisor
Eric Hoffmaster

End User Support Technicians

Shawn Lomas
Mark Smith
Alex Bryant

Project Leads, VUPC Group

Brandon Valdez
Cyril Talbot
Fausto Lorenzano

Senior Engineer, VUPC Group

Richard Bonavides
QA Tools Programmer
Ben Hines

QA Supervisors

James Pasque
Marcus Quinn
Studio Support Services
Anna Nakada

Studio Support Services

Administration Assistant
Nuria Andrea

Senior QA Manager,

Tester Resources
Michael Gonzales

BRAND MANAGEMENT

VP, Global Brand Management
Al Simone

Senior Global Brand Manager

David Kim
Global Brand Manager
Lisa Roth

Associate Brand Manager

Kristin Bruno
PUBLIC RELATIONS
Global Public
Relations Manager
Matt Frary

Associate Public

Relations Manager
Lisa Douet
CONSUMER PROMOTIONS &
IN-GAME MARKETING

Director

Julie Thomas
Associate Manager
Matthew Allen

Specialist

Nikki Pounds
TRADE MARKETING
Director
Linda Ethridge

Specialist

Jason Taylor
INTERACTIVE MARKETING
Senior Manager
Hal Paris

Manager

Jennifer Singh
GLOBAL MARKETING
VP
Frank Matzke

Director

Chloe Rothwell
Brand Coordination Manager
Deana Erickson

CONSOLE PUBLISHING

Director
Angelina Coley
Console Manager, EU
Melissa Brown

Console Marketing Coordinator

Cathy Truong
CREATIVE SERVICES
VP
Steve Parker

Director

Michael Bannon
Account Supervisor
Caroline Wu

Senior Designer

Nathan Gruppman
Graphic Designer
Zack Hubert

Associate Graphic Designer

Mike Freeth
Production Manager
Anthony Riotta

Production Artist

Hector Lopez
MEDIA PRODUCTIONS
VP
Jim Carey

V.O. Director

Eric Weiss
Audio Engineer
Mike Patterson

Production Coordinator

Amly Allison
Digital Video Specialist
Anita Crouch

Video Editor/Graphic Artist

Stuart Allison
Screenshot Artist
Kilian Hill

GLOBAL CONSUMER RESEARCH

Director
Janice Charlton
Manager
Miriam Bishay

Senior Analyst

Eric Culqui
Senior Analyst
Michael Nguyen

VUG SENIOR EXECUTIVES

Chief Strategy and
Marketing Officer
Cindy Cook

Chief Executive Officer

Bruce Hack
CEO
Jean-Francois Grollemund

President, WW Studios

Martin Tremblay
VP, COO Product Development
Peter Della Penna

VP, Global Sales

Pascal Brochier
EVP, General Counsel
Terri Durham

EVP, Human Resources

Mark Halazy
NORTH AMERICAN SALES TEAM
VP Of Sales, West
Brad Beegle

VP Of Sales, South

Bob Brown
National Account Manager
Brad Chaste
Gabriela Cesana
Stacy Glass

National Account Director

Anna Chapman
Carl Steele
Owen Lancaster
Director of Canadian Sales
Deron Dempster

Account Manager

Derek Elder
Pat Gerleman
Ryan Calnan
VOICE OF TONY MONTANA
Performed in-game by Andre Sogliuzzo

MUSIC CONSULTANTS

Steve Goldman
Steve Leeds
UNIVERSAL PICTURES
Marc Shmuger

Beth Goss

Bill Klispert
Tode Whitford
Debbie Luner
Gary Lokum
Julie Chebbi
Jennifer Westerlund
SPECIAL THANKS TO
Al Pacino
Rick Nicita
Larry Shapiro
Ant Farm, Rob Troy and Lisa R
Creative Asylum
Brian Hagus
Danny Johnson
Josh Bartos

Technicolor

Chris Borders
Rob King
Prologue Films
Kyle Cooper
Simon Clowes
Juan Ruiz Anchia
Phyllis Weisbard Fibus
Seth Kleinberg
Lance Pereira
Nathaniel Park
Gary Mau
Dong Ho Lee
Anthony Mabin

Bodog

Calvin Ayre and the Bodog Team
MARKETING SPECIAL THANKS
Nicol Bradford
Brent Rabowsky
Ed Zbrist
Koren Hubbard
Dorothy Milton
Rob Wharton
Michael Kaplan
Jeff Weinstein
Donna Lombardo
Sylvia Rojas
Maxine Gintron
Kevin Crook
Lynda Do
Stacy Gardon
Terry Quan
Rod Rigole
Jim Rindan
Eric Roeder
Ambr Roth
Pam Teller
Glenn Oliver
Tomas Melian
Amy Chan
Jenny Subia
Bradley Lebitsamer
Kevin Visaming
Jose Zavalva
Donna Damarow
Kristy Cheng
Michelle Garnier-Winkler
Blake Hill
Ben Kusin
Victor Romero
Jeremy Osterloh
Amanda O'Keefe

QA SPECIAL THANKS

James Galloway
Chris Wilson
The makers of this interactive
experience want to personally
apologize to any flamings that
was personally offended or
emotionally traumatized by Tony's
comments referring to flamings
and 'policans'.

Customer Support

VU Games Customer Support can be reached in the following ways:

Technical Support

Phone: (800) 630-0811, 10:00 AM-8:00 PM M-F EST

Online Support: <http://support.vugames.com>

Customer Service

Phone: (800) 757-7707, 10:00 AM-8:00 PM M-F EST

Mail

VU Games
4247 South Minnewawa Avenue
Fresno, CA 93725

LICENSE AGREEMENT

This software program, any printed materials, any online or electronic documentation (the "Program") are the copyrighted work of VU Games, Inc., or its licensors. All use of the Program is governed by the terms of the End User License Agreement which is provided below ("License"). The Program is solely for use by end users according to the terms of the License Agreement. Any use, reproduction or redistribution of the Program not in accordance with the terms of the License Agreement is expressly prohibited.

END USER LICENSE AGREEMENT

- Limited Use License.** VU Games, Inc. ("VUG") hereby grants, and by utilizing the Program you thereby accept, a limited, nonexclusive license and right to use one (1) copy of the Program for your use on a PlayStation®2 computer entertainment system.
- Ownership.** All title, ownership rights and intellectual property rights in and to the Program and any and all copies thereof (including but not limited to any titles, computer code, themes, objects, characters, character names, stories, text, dialog, catch phrases, locations, concepts, artwork, animations, sounds, musical compositions, audiovisual effects, methods of operation, moral rights, any related documentation, and "applets" incorporated into the Program) are owned by VUG or its licensors. The Program is protected by the copyright laws of the United States, international copyright treaties and conventions and other laws. All rights are reserved. The Program may contain certain licensed materials, and VUG's licensors may act to protect their rights in the event of any violation of this Agreement.
- Responsibilities of End User.**
 - Subject to the Limited Use License as set forth above, you may not, in whole or in part, copy, photocopy, reproduce, translate, reverse engineer, derive source code from, modify, disassemble, decompile, or create derivative works based on the Program, or remove any proprietary notices or labels on the Program without the prior consent, in writing, of VUG.
 - You are entitled to use the Program for your own use, but you are not entitled to: sell, grant a security interest in or transfer reproductions of the Program to other parties in any way, nor to rent, lease or license the Program to others without the prior written consent of VUG; or exploit the Program or any of its parts for any commercial purpose.
- Program Transfer.** You may permanently transfer all of your rights under this License, provided the recipient agrees to the terms of this License.
- Termination.** This License is effective until terminated. You may terminate the License at any time by destroying the Program. VUG may, at its discretion, terminate this License in the event that you fail to comply with the terms and conditions contained herein. In such event, you must immediately destroy the Program.
- Limited Warranty.** VUG EXPRESSLY DISCLAIMS ANY WARRANTY FOR THE PROGRAM AND MANUAL(S). THE PROGRAM AND MANUAL(S) ARE PROVIDED "AS IS" WITHOUT WARRANTY OF ANY KIND, EITHER EXPRESS OR IMPLIED, INCLUDING, WITHOUT LIMITATION, THE IMPLIED WARRANTIES OF MERCHANTABILITY, FITNESS FOR A PARTICULAR PURPOSE, OR NONINFRINGEMENT. ANY WARRANTY AGAINST INFRINGEMENT THAT MAY BE PROVIDED IN SECTION 2-312(3) OF THE UNIFORM COMMERCIAL CODE AND/OR IN ANY OTHER COMPARABLE STATE STATUTE IS EXPRESSLY DISCLAIMED. The entire risk arising out of use or performance of the Program remains with You, however VUG warrants the disc(s), on which the Program is furnished, to be free from defects in materials and workmanship, under normal use, for a period of ninety (90) days from the date of delivery. VUG's sole liability in the event of a defective disc shall be to give You a replacement disc. Some states do not allow the exclusion or limitation of incidental or consequential damages, or allow limitations on how long an implied warranty lasts, so the above limitations may not apply.
- Limitation of Liability.** NEITHER VUG, ITS PARENT, SUBSIDIARIES, AFFILIATES NOR LICENSORS SHALL BE LIABLE IN ANY WAY FOR LOSS OR DAMAGE OF ANY KIND RESULTING FROM THE USE OF THE PROGRAM INCLUDING, BUT NOT LIMITED TO, LOSS OF GOODWILL, WORK STOPPAGE, COMPUTER FAILURE OR MALFUNCTION, OR ANY AND ALL OTHER COMMERCIAL DAMAGES OR LOSSES. Some states do not allow the exclusion or limitation of incidental or consequential damages, or allow limitations on how long an implied warranty lasts, so the above limitations may not apply to you.
- Equitable Remedies.** You hereby agree that VUG would be irreparably damaged if the terms of this License were not specifically enforced, and therefore you agree that VUG shall be entitled, without bond, other security, or proof of damages, to appropriate equitable remedies with respect to breaches of this License, in addition to such other remedies as VUG may otherwise have available to it under applicable laws. In the event any litigation is brought by either party in connection with this License Agreement, the prevailing party in such litigation shall be entitled to recover from the other party all the costs, attorneys' fees and other expenses incurred by such prevailing party in the litigation.
- Miscellaneous.** This License shall be deemed to have been made and executed in the State of California, and any dispute arising hereunder shall be resolved in accordance with the law of the State of California. This License may be amended only by an instrument in writing executed by both parties. This License constitutes and contains the entire agreement between the parties with respect to the subject matter hereof and supersedes any prior oral or written agreements.

WIN FREE GAMES!

Register your game online and you'll be automatically entered into our drawing.

By registering you'll also get these great benefits:

- Stay informed about the latest updates to your game
- Get our newsletter featuring strategies and sneak peaks on the hottest upcoming games
- Get exclusive discounts at the Vivendi Games Store

Don't wait! Register now at
<https://reg.vugames.com/>