

# QUICK REFERENCE CARD

## Arena Controls

Chat Window	<b>Ctrl+Enter</b>
Send Message	<b>Enter</b>
Surrender Match	<b>Esc</b>
Preferences (1-player pause)	<b>Alt+P</b> or <b>F12</b>
Calibrate Joystick	<b>Ctrl+J</b>
Quit to DOS	<b>Ctrl+Q</b>

## View Control

Cockpit	<b>F1</b>
Probes	<b>F2-F5</b>
Attach Probe On/Off	<b>A</b>
Next Probe	<b>N</b>
Toggle Control Between HERC/Probe	<b>Tab</b>
Alternate Probe Piloting Controls	
Forward	<b>&gt;</b>
Reverse	<b>&lt;</b>

## HERC Control

Toggle Control Between HERC/Turret	<b>Insert</b> or <b>Button 2</b>
Forward/Reverse	<b>↑</b> <b>↓</b>
Left/Right	<b>←</b> <b>→</b>
Alternate HERC Steering	<b>[ ]</b>
Turret Up	<b>I</b>
Turret Down	<b>M</b>
Turret Left	<b>J</b>
Turret Right	<b>K</b>
Turret Centered	<b>Backspace</b> or <b>Keypad [5]</b>
Throttle	
Zero	<b>0</b>
Decrease	<b>-</b>
Increase	<b>+</b>
Full	<b>/</b>
(If already at full throttle, reverses direction.)	

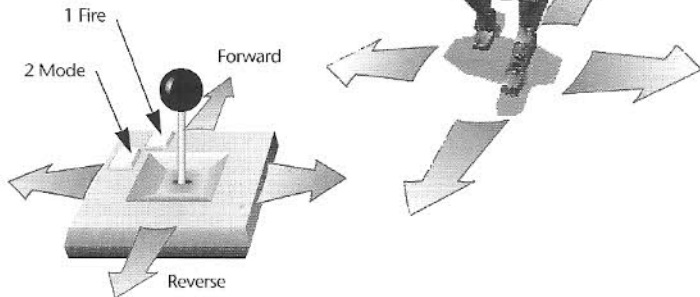
## Heads Up Display (HUD)

HUD On/Off	<b>U</b>
Reset HUD	<b>Ctrl+U</b>
Energy Allocation Display	<b>E</b>
Shields	
to 80%	<b>X</b>
+10%	<b>Shift+X</b>
-10%	<b>Ctrl+X</b>
Engine	
to 80%	<b>C</b>
+10%	<b>Shift+C</b>
-10%	<b>Ctrl+C</b>
Weapons	
to 80%	<b>V</b>
+10%	<b>Shift+V</b>
-10%	<b>Ctrl+V</b>
Balance Energy	<b>Z</b>

Weapons Display	<b>W</b>
Fire Next Weapon	<b>Space</b>
Single-Fire Weapon	<b>1-6</b>
Add/Remove Weapon in Chain	<b>Alt+1-6</b>
Target Info Display	<b>T</b>
View/Control Status Display	<b>B</b>
Throttle/Heading Display	<b>H</b>
Probe List Display	<b>P</b>
Probe Orientation Display	<b>O</b>
Damage/Shield Display	<b>D</b>
Internal Systems Status	<b>S</b>
Game Message Display	<b>G</b>

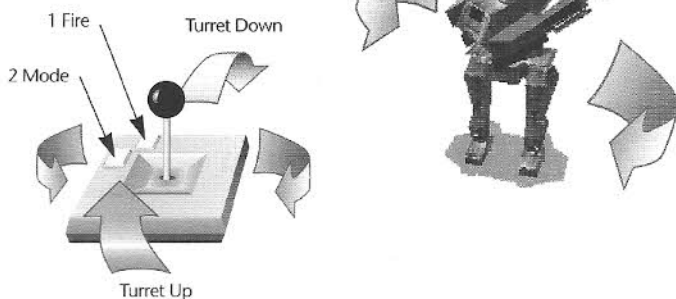
### JOYSTICK: MOVEMENT MODE

Button 1 (Trigger): Fire Weapon  
Forward/Back: Forward/Reverse  
Left/Right: Steer  
Button 2: Switch to Turret Mode



### JOYSTICK: TURRET MODE

Button 1 (Trigger): Fire Weapon  
Forward/Back: Turret Down/Up  
Left/Right: Turret Left/Right  
Button 2: Switch to Movement Mode



**Dynamix**  
PART OF THE SIERRA FAMILY

© © 1994 Dynamix, Inc. ® or ™ indicate trademarks of, or licensed to Dynamix, Inc. All other products are trademarks and/or registered trademarks of their respective owners. All rights reserved. Printed in the USA. 006451100

### FLIGHTSTICK STANDARD:

Normal joystick functions.

### FLIGHTSTICK PRO:

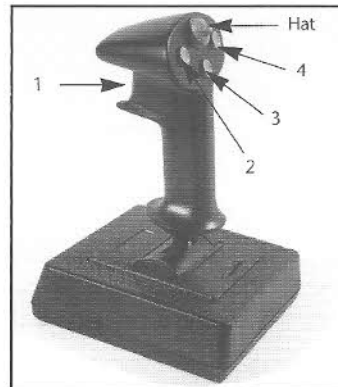
Normal joystick functions.

#### Plus:


Button 3: Align Turret  
Button 4: Zero Throttle

#### Plus, the "Hat" button takes on other control focus.

If Joystick controls...	Then Hat controls...
HERC	Turret
Turret	HERC
Probe	HERC



FlightStick Pro



Thrustmaster FCS

### THRUSTMASTER FLIGHT CONTROL SYSTEM (FCS):

Same as FlightStick Pro, above.

### THRUSTMASTER WEAPON CONTROL SYSTEM MK. II (WCS)

THE WCS button lets you turn your WCS Mk. II ON or OFF, if you have one installed. (WCS Mk. I is not supported.) You must have a joystick installed to use a WCS. The WCS stick controls the HERC throttle. You may program the other WCS buttons to your liking. As a default, the first bank of six buttons corresponds to the six weapons [1]—[6].